

Revitalize and Thrive:


The Belongly Therapist's Guide to Beating Burnout



Belongly

We've all been there, right? We counsel our patients about burnout and preach the importance of self-care, but when it comes to our own well-being, we often find ourselves falling short. We know we should steer clear of burnout, but it's not always easy to gauge where we stand on the burnout spectrum. After all, it's not that black and white, right? Burnout doesn't suddenly appear overnight, instead it creeps in gradually and we don't notice until it's too late.

This guide is your compass to navigate the elusive territory of therapist burnout. It's about gaining the confidence to understand where you are on that spectrum and taking the reins before burnout even knocks on your door. We'll help you chart your course towards well-being, so you can continue to shine in your therapist journey and be the best version of yourself for your clients. Let's tackle burnout together and revitalize your passion for what you do!



Danielle Rose (Dani) Allen, MSW CTRC (She/Her)




Dani Allen is the Clinical Outreach and Development Manager for [Belongly](#). At [Belongly](#) she is responsible for engaging in outreach and marketing efforts to establish collaborative alliances with mental health practitioners who can gain value from the Belongly community while supporting clinical referrals for therapists and facilitating networking connections. She offers specialized knowledge on mental health subjects and the requirements of therapists and creates valuable downloadable content and resources for existing and prospective members of the [Belongly Community](#).

Burnout Self-Assessment: How's Your Therapist Mojo?

Welcome to the Belongly Burnout Meter. We're here to help you gauge your burnout level with clarity. Instead of the usual 'Strongly Agree' to 'Strongly Disagree,' we've simplified it therapist style.

Kickstart Your Burnout Check-Up

Read each statement and select the option that best describe your feelings about it using the following scale:

-  **Thriving:** Choose this option if you're doing well and feeling positive in the specific aspect mentioned in the statement. You're in a good place, and things are going smoothly.
-  **Balancing:** Select this option if you're managing the situation, but there's room for improvement. You're not struggling, but you recognize that some adjustments could enhance your well-being.
-  **Struggling:** Opt for this option if you find the mentioned aspect challenging or difficult at the moment. You're facing some difficulties and may need to focus on improving this area for better well-being.

[Next up... Take the Quiz](#)

Read each statement and select the option that best describe your feelings about it using the following scale:

1. I feel confident and energized in my role as a therapist.

Thriving  | Balancing  | Struggling 

2. My self-care routine is consistent and effective.

Thriving  | Balancing  | Struggling 

3. I maintain mindfulness and focus during client sessions.

Thriving  | Balancing  | Struggling 

4. I occasionally find myself mentally distracted during client sessions.

Thriving  | Balancing  | Struggling 

5. My work-life balance is healthy and manageable.

Thriving  | Balancing  | Struggling 

6. I sometimes feel overwhelmed by the demands of my work.

Thriving  | Balancing  | Struggling 

7. Regular 'me-time' is an essential part of my routine.

Thriving  | Balancing  | Struggling 

8. I can handle stress effectively and adapt to challenges.

Thriving  | Balancing  | Struggling 

[Next up... Calculate Your Results](#)

Crack the Burnout Code

- For "Thriving" responses, assign a score of 3.
- For "Balancing" responses, assign a score of 2.
- For "Struggling" responses, assign a score of 1.

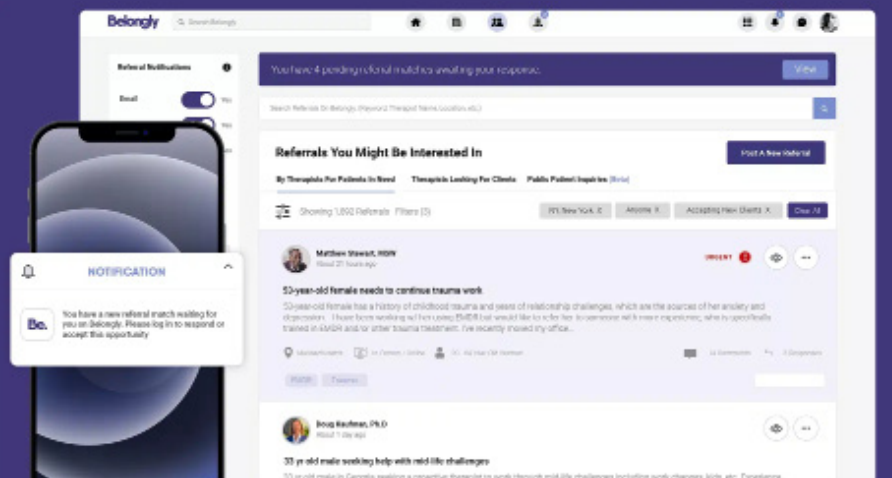
My Score:

Next up... Understanding Your Score:

Grow your practice and find trusted help for clients you can't currently serve.

Introducing Belongly Referrals. The fastest growing, HIPAA-compliant, therapist-to-therapist referral network for mental health professionals.

[Learn More](#)



This document is provided for informational purposes only and should not be considered as legal, business, or tax advice. It is recommended that individuals seek guidance from their own attorney, business advisor, or tax advisor regarding matters referenced in this document.

Reveal Your Well-Being Map

Add up your total based on the corresponding scores for each statement. Once you have your total, use it as your guide to decipher your results below and inform how you'll navigate your path forward.

(24 - 32) Thriving

Congratulations, you're thriving! You're in a great place regarding therapist burnout. Keep up the excellent work in taking care of your well-being. Continue to prioritize self-care, maintain mindfulness, and manage stress effectively. Your clients benefit from your thriving state.

Consider this: Share your strategies with colleagues to inspire them on their well-being journey. Additionally, it's easy to get complacent, especially when things get busy and chaotic, so make sure to stay alert and keep your well-being at the top of your priority list.

(16 - 23) Balancing

You're in a balancing act. You're managing, but there's room for improvement. Take a closer look at areas where you marked "Balancing" and consider making adjustments. Focus on fine-tuning your self-care routine and maintaining mindfulness to enhance your well-being.

Consider this: Develop a plan to strengthen the aspects you marked as "Balancing." Seek support from peers or a mentor to help you achieve a more balanced therapist life.

(8 - 15) Struggling

You might be struggling in some areas related to therapist burnout. This is a signal to pay attention to your well-being and take action. Identify the specific challenges you're facing and make a commitment to address them. Seek support, consider self-care practices, and prioritize your mental and emotional health.

Consider this: Don't hesitate to reach out for help if needed. Prioritize self-care and well-being, as this will ultimately benefit both you and your clients

Reflect & Strategize

Based on your self-assessment results, what areas of your well-being would you like to focus on improving?

As you prepare to explore our self-care ritual guide, how do you envision integrating self-care practices to address the aspects where you marked 'Balancing' or 'Struggling' in your therapist journey?

Setting Up Self-Care Rituals and Mindfulness

Self-Care Rituals:

Creating self-care rituals can significantly impact your well-being. Here's a brief guide to get you started:

Find What Makes You Happy: Take a little time to think about the things that genuinely make you happy and help you unwind. It could be as simple as curling up with a good book, going for leisurely walks, indulging in a favorite hobby, or just sipping on a comforting cup of tea. Your self-care journey should be all about discovering what truly brings you joy and relaxation in your everyday life.

Schedule Regular Self-Care Time: Block out specific time in your schedule for self-care activities. Treat these appointments with the same importance as your work commitments. Let's face it, self-care isn't something we should save for when we've wrapped up work (and let's be real, does work ever truly call it quits?)

Stay Consistent: Make self-care a habit. Consistency is key to reaping the benefits.

Set Boundaries: Communicate your self-care time to colleagues and clients. Boundaries are essential for your well-being.

Mindfulness Practices:

Mindfulness can help you manage stress and stay grounded. Try these techniques:

Deep Breathing: Take breaks during the day to practice deep breathing exercises. Inhale deeply for a count of four, hold for four, and exhale for four. Repeat several times.

Meditation: Start with short meditation sessions. Find a quiet place, close your eyes, and focus on your breath. Gradually increase the duration as you become more comfortable.

Nature Connection: Spend time in nature regularly. Whether it's a park, a forest, or a beach, connect with the natural world to refresh your mind.

Remember, self-care and mindfulness are ongoing practices. Use this guide to initiate positive changes in your life and prioritize your well-being, ultimately benefiting both you and your clients!


Relevant Content Articles From Belongly




[Self-Care Tips for Mental Health Professionals](#)




[7 Ways To Set Boundaries With Your At-Home Telehealth Practice](#)




[When Therapists Need Their Own Therapy: How to know when it's time and who to seek](#)



[Caregivers Need Care, Too! Why We Need to Address the Mental Health of Therapists](#)



[Feeling Fried? 9 Signs You May Be Burned Out and What To Do About It](#)



[Out-of-Office: How to Take Vacations as a Private Practice Therapist](#)

A woman with blonde hair and glasses is sitting in a black office chair, looking down at a tablet device she is holding. She is wearing a striped, button-down shirt. The background shows a white shelving unit with various items, including books, a small house figurine, and a plant. The entire image has a blue tint.

Therapists, finding new clients is easy on Belongly.

[Learn How It Works](#)

Get published for free on the fastest growing content platform in the mental health industry today.

Whether you're just opening the doors to your private practice or have a thriving business to run, blogging and article writing are great ways to gain exposure and attract new clients. At Belongly, we're inviting mental health professionals to submit their articles for distribution within our community and across our multiple channels.

Publish An Article

01. Boost your professional profile **02. Read by 10s of thousands of mental health professionals**

03. Excellent SEO for your website

